








Feature

-  Compact structure
-  Low IL
-  Fast switch time



Application

-  PON Network
-  Protection
-  Instrumentation
-  Network monitor

Specifications

Parameters	Unit	HC-OSW-2×2BA	
Operating Wavelength	nm	SM:1260~1620	MM:850±40
Test Wavelength	nm	1310 / 1550	850
Insertion Loss	dB	≤1.0 (typical :0.8)	
Wavelength Dependent Loss	dB	≤0.25	
Temperature Dependent Loss	dB	≤0.2	
Polarization Dependent Loss	dB	≤0.05	
Return Loss	dB	SM≥50, MM≥30	
Crosstalk	dB	SM≥55, MM≥35	
Repeatability	dB	±0.02	
Switich Time	ms	≤8	
Durability	times	≥10 million	
Operating Voltage	V	3.0 or 5.0	
Optical Power	mw	≤500	
Operating Temperature	°C	-5~+70	
Storage Temperature	°C	-40~+85	
Operating Humidity	RH%	5~95	
Dimension	mm	(L)55.0×(W)30.0×(H)12.8 ±0.2	
Note:1.Within operating temperature and all SOP.			
2.Excluding connector, and add 0.2dB IL for each connector.			



Pin Configurations

Type	Optical Path	Electric Drive		Status Sensor
		Pin 1	Pin 2	Pin 2-3
2X2BA Non-Latching	P1-P4、 P2-P3	V	GND --	Open
	P1-P3	--	--	Close

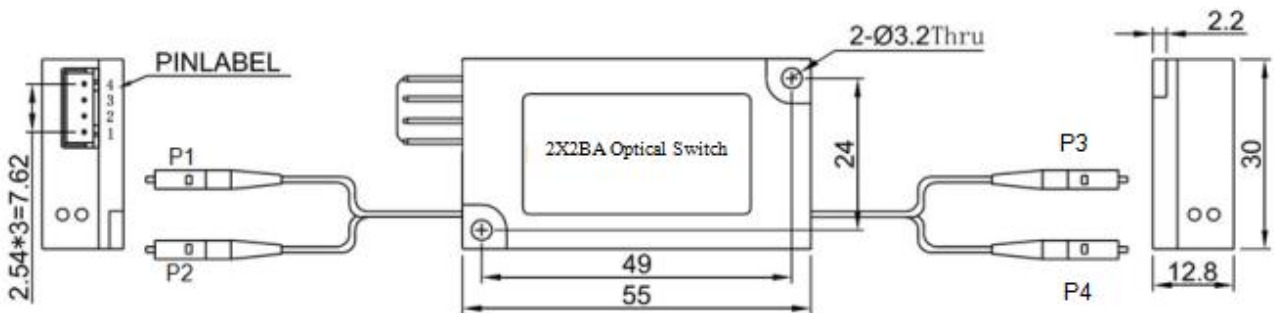
Electrical Specification


Type	Voltage	Current	Resistance
5V Non-latching	4.5~5.5V	26~32mA	175Ω
3V Non-latching	2.7~3.3V	39~47mA	70Ω

Optical Route

TYPE	State A	State B
2X2 BA		

Dimension(mm)





Ordering Information: HC - OSW - 2x2BA - A - B - C - D - E - F

A	B	C	D	E	F
Test Wavelength	Type	Fiber Type	Fiber Dimension	Fiber Length	Connector
850: 850nm	3L: Latching	SM: Single Mode	025: Φ0.25mm	05: 0.5m	00: None
1310: 1310nm	3N: Non-latching	M1: Multi-mode 50/125	09: Φ0.9mm	10: 1.0m	FP: FC/UPC
1550: 1550nm	5L: Latching	M2: Multi-mode 62.5/125	X: other	15: 1.5m	FA: FC/APC
D: 1310/1550nm	5N: Non-latching	X: other		X: other	SP: SC/UPC
X: other					SA: SC/APC
					LP: LC/UPC
					LA: LC/APC
					X: other