


Features

- Low Insertion Loss
- Low PDL
- High Isolation
- Excellent Environment Reliability

Applications

- WDM System
- MAN
- CATV System




Specification

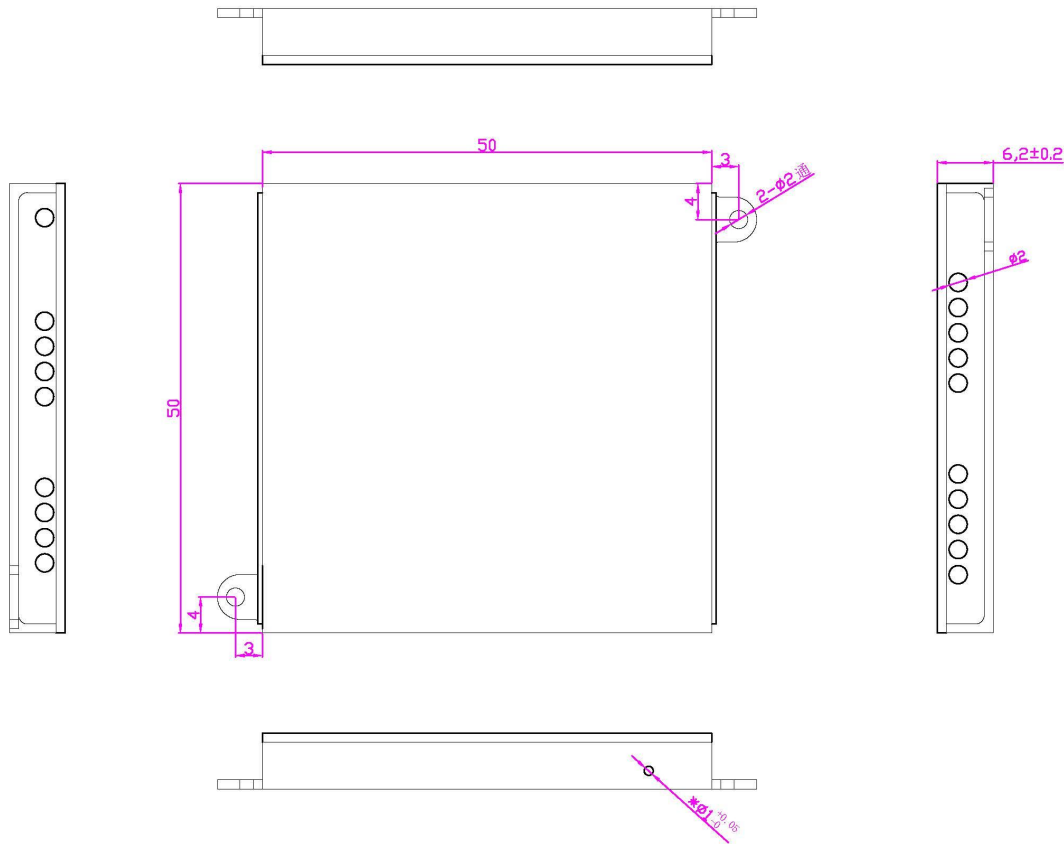
Parameter		HC-18CH-MINI CWDM
Center Wavelength (nm)		1270-1610nm
Channel Passband (nm)		CW±6.5
Insertion Loss (dB)		≤3.0
Isolation (dB)	Adjacent	≥30
	Non-adjacent	≥40
Polarization Dependent Loss (dB)		<0.2
Polarization Mode Dispersion (ps)		<0.2
Directivity (dB)		≥50
Return Loss (dB)		≥45
Maximum Power Handling (mW)		300
Operating Temperature (°C)		-10~+70
Storage Temperature (°C)		-40~+85
Package Dimension (mm)		L50x W50 x H6.2

Above specification are for device without connector.

Add an addotional 0.2dB loss per connector.



Dimension(mm) :L50x W50 x H6.2



Order Information: HC-18CH-MINI CWDM-A-B-C-D-E

Number of Channels	1st Channel	Configuration	Fiber Type	Fiber Length	Connector
	A	B	C	D	E
18 Channel	27=1270nm 47=1470nm 61=1610nm	M=Mux D=Demux	1=Bare fiber 2=900um loose tube 3=2mm Cable 4=3mm Cable	1=1m 2=2m S=Specify	0=None 1=SC/APC 2=SC/PC 3=LC S=Specify