Product Description

The N1x2 optical switch is connected to the optical path by connecting or blocking the optical signal. the switch has non-mechanical configurations and activated via an electrical control signal. Products are widely used in aerospace and military equipment.

Feature

- Excellent optical performance
- High-speed operation
- High-reliability mechanism
- All solid-state construction in a compact package

Application

- Optical signal switching independent from data rate and data protocol
- Network protection, restoration and performance monitoring
- Instrumentation
- Variable digital group delay
- Medical, aerospace, and other manufacturing and industrial industries

Specifications

Parameters	Unit	Specifications
Wavelength Range	nm	1500 ~ 1600
Test Wavelength	nm	1550
Insertion Loss [1, 2]	dB	≤ 1.5
TDL	dB	≤ 0.30
PDL	dB	≤ 0.20
Return Loss	dB	≥ 50
Crosstalk	dB	≥ 18
Repeatability	dB	≤ ±0.01
Switching Time	ns	≤ 300
Durability	Cycles	≥10 Billions
Switch Type	NA	Non-Latching
Maximum Optical Power	mW	≤ 500
Operating Temperature	℃	-5 ~ +70
Storage Temperature	℃	-40 ~ +85
Dimension	mm	(L)34.0×(W)7.5×(H)7.5 ±0.2

Note: [1] **Test at room temperature and SOP.**
[2] **Excluding connectors, 0.2dB for one pair connectors.**

Dimension(mm)

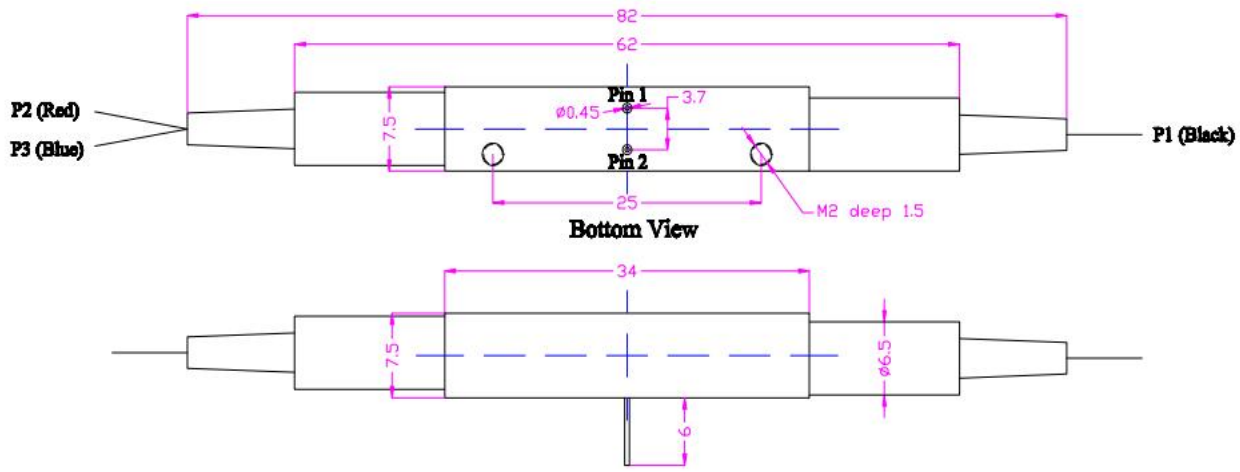

Electrical Drive

Type	Status	Optical Route	Electric Drive	
			Pin 1	Pin 2
N1x2	Ⅰ	P1－P2	V基础电压	GND
	Ⅱ	P1－P3	V驱动电压	GND

备注：
V 基础电压：持续给产品供电，电压值大概 70~80V 左右；
V 驱动电压：通道切换电压，电压值大概 180~190 左右；

Functional Diagram

Bidirectional	
Status I	Status II
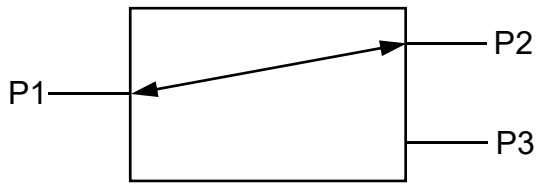	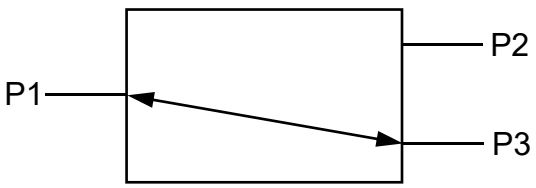

Ordering Information HC-FOS -1×2-A-B-C-D-E-F

A	B	C	D	E	F
Switch Type	**Fiber Type**	**Wavelength**	**Tube Type**	**Fiber Length**	**Connector**
B： Bidirectional	PM15：PM1550	1550：1550nm X：Others	250：250um 900：900um X：Others	05：0.5m±5cm 10：1.0m±5cm X：Others	OO：None FC：FC/PC FA：FC/APC SC：SC/PC SA：SC/APC LC：LC/PC X：Others