












Features

-  Low Insertion Loss
-  Low PDL
-  High Channel Isolation
-  Epoxy-free on Optical Path
-  High Stability and reliability


Applications

-  WDM System
-  Line Monitoring
-  Cellular Application
-  Telecommunication
-  Fiber Optical amplifier



Specifications

Parameter	4 Channel		8 Channel		16 Channel		
	Mux	Demux	Mux	Demux	Mux	Demux	
Center Wavelength (nm)	1270~1610/1271~1611						
Channel Spacing (nm)	20						
Channel Spacing (nm)	20						
Channel Passband (@-0.5dB bandwidth)(nm)	±7.5/±6.5						
Insertion Loss (dB)	≤1.5		≤2.5		≤3.5		
Channel Uniformity (dB)	≤0.6		≤1.0		≤1.5		
Isolation (dB)	Adjacent	N/A	>30	N/A	>30	N/A	>30
	Non-adjacent	N/A	>40	N/A	>40	N/A	>40
Channel Ripple (dB)	<0.3						
Insertion Loss Temperature Sensitivity(dB/°C)	<0.005						
Wavelength Temperature Shifting(nm/°C)	<0.002						
Polarization Dependent Loss (dB)	<0.1						
Polarization Mode Dispersion (ps)	<0.1						
Directivity (dB)	> 50						
Return Loss (dB)	>45						
Maximum Power Handling (mW)	300						
Operating Temperature(°C)	-5~+75						

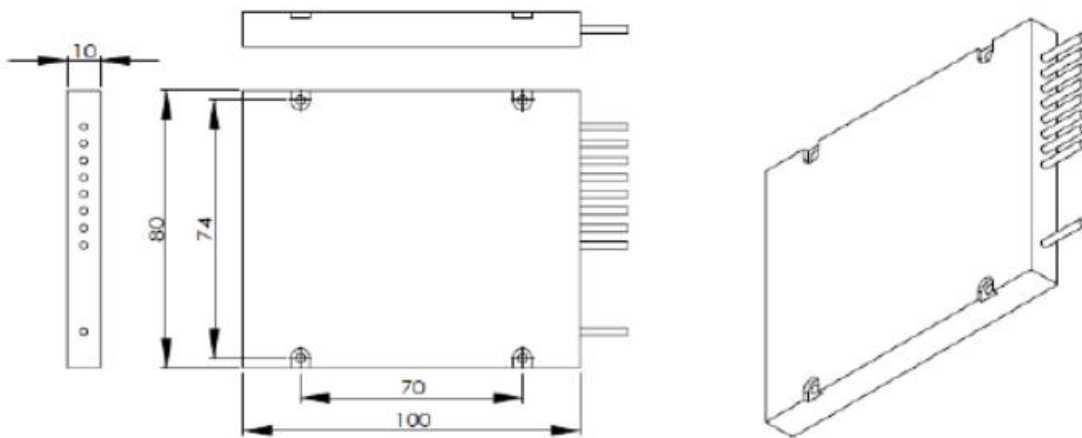


Storage Temperature(°C)	-40~+85
Package dimension(mm)	L100×W80×H10
	L120×W80×H18
	L141×W115×H18

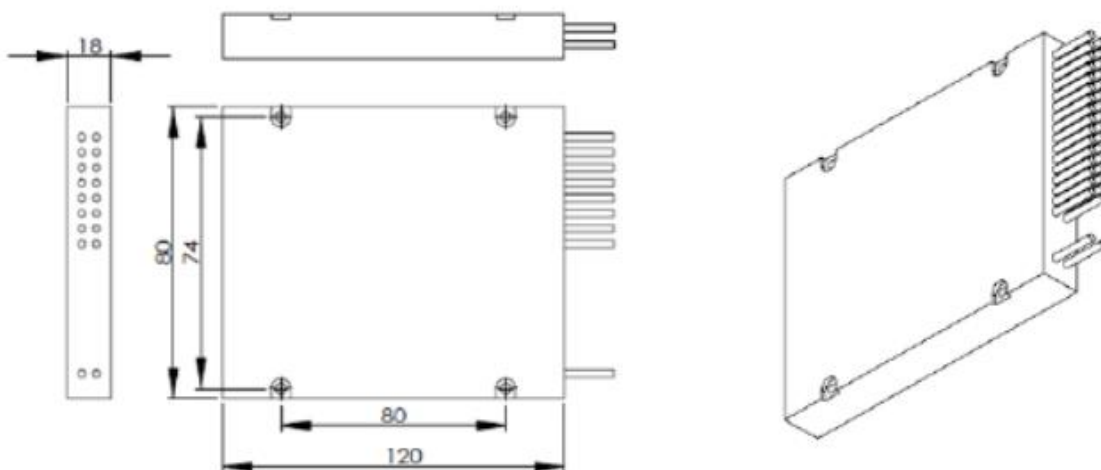
Note: 1、Above specifications are for devices without connector.2、Specifications may change without notice.


Dimension (Unit:mm)

100×80×10mm

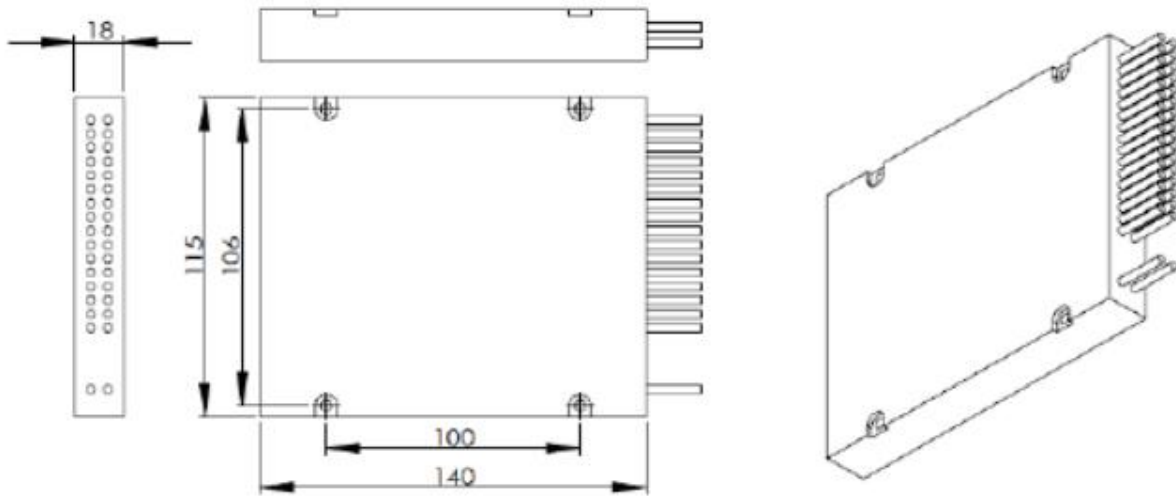


120×80×18mm





140×115×18 mm



Ordering Information HC-CWDM-A-B-C-D-E-F

A	B	C	D	E	F
Number of Channels	1st Channel	Configuration	Fiber Type	Fiber Length	Connector
04:4 Channel	27:1270nm	M:Mux	1:Bare fiber	1:1m	0:None
08:8 Channel	D:Demux	2:	2:2m	1:FC/APC
16:16 Channel	47:1470nm	O:OADM	900um loose tube	S:Specify	2:FC/PC
18:18 Channel	49:1490nm		3:2mm Cable		3:SC/APC
N:N Channel		4:3mm Cable		4:SC/PC
	61:1610nm				5:ST
					6:LC
					S:Specify