

Features

- ▣ Low Insertion Loss
- ▣ Wide pass band
- ▣ High Channel Isolation
- ▣ High Stability and reliability
- ▣ Epoxy-free on Optical Path

Applications


- ▣ Channel Add/Drop
- ▣ DWDM Network
- ▣ Wavelength Routing
- ▣ Fiber Optical Amplifier
- ▣ CATV fiberoptic System



Specifications

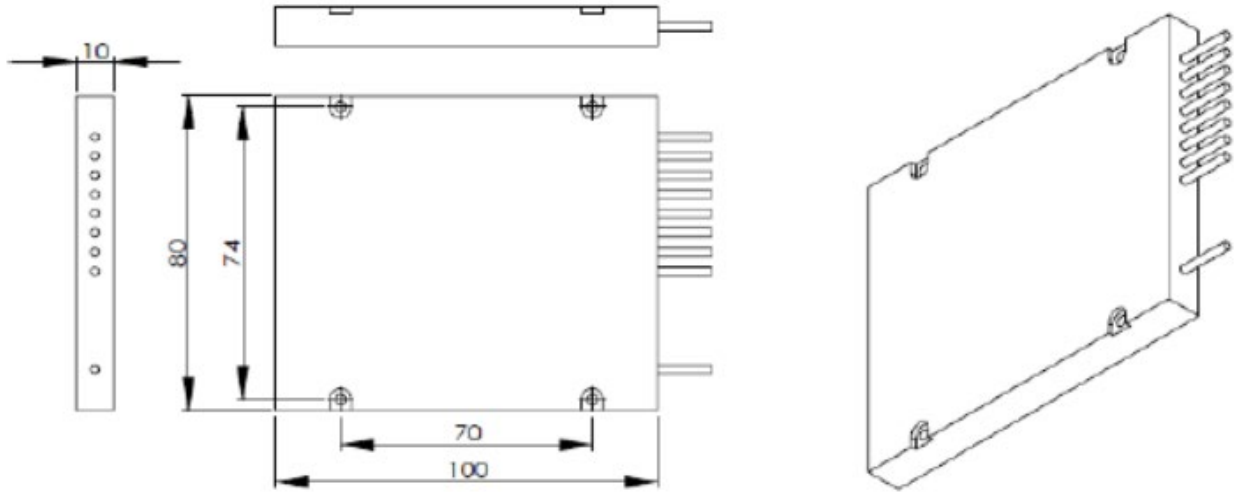
Parameter		4 Channel		8 Channel		16 Channel	
		Mux	Demux	Mux	Demux	Mux	Demux
Channel Wavelength (nm)		ITU 100GHz Grid					
Channel Ripple (dB)		<0.3					
Channel Spacing (GHz)		100					
Channel Passband (@-0.5dB bandwidth (nm)		>0.25					
Insertion Loss (dB)		≤1.8		≤3.7		≤5.5	
Channel Uniformity (dB)		≤0.6		≤1.0		≤1.5	
Isolation (dB)	Adjacent	N/A	>30	N/A	>30	N/A	>30
	Non-adjacent	N/A	>40	N/A	>40	N/A	>40
Inertion Loss Temperature Sensitivity (dB/°C)		<0.005					
Wavelength Temperature Shifting (nm/°C)		<0.002					
Polarization Dependent Loss (dB)		<0.1		<0.1		<0.15	
Polarization Mode Dispersion (ps)		<0.1					
Directivity (dB)		>50					
Return Loss (dB)		>45					
Maximum Power Handling (mW)		300					
Operating Temperature (°C)		-5~+75					
Storage Temperature (°C)		-40~85					
Package dimension (mm)		L100×W80×H10					
		L120×W80×H18					
		L141×W115×H18					

* 1、Above specifications are for devices without connector.2、Specifications may change without notice.

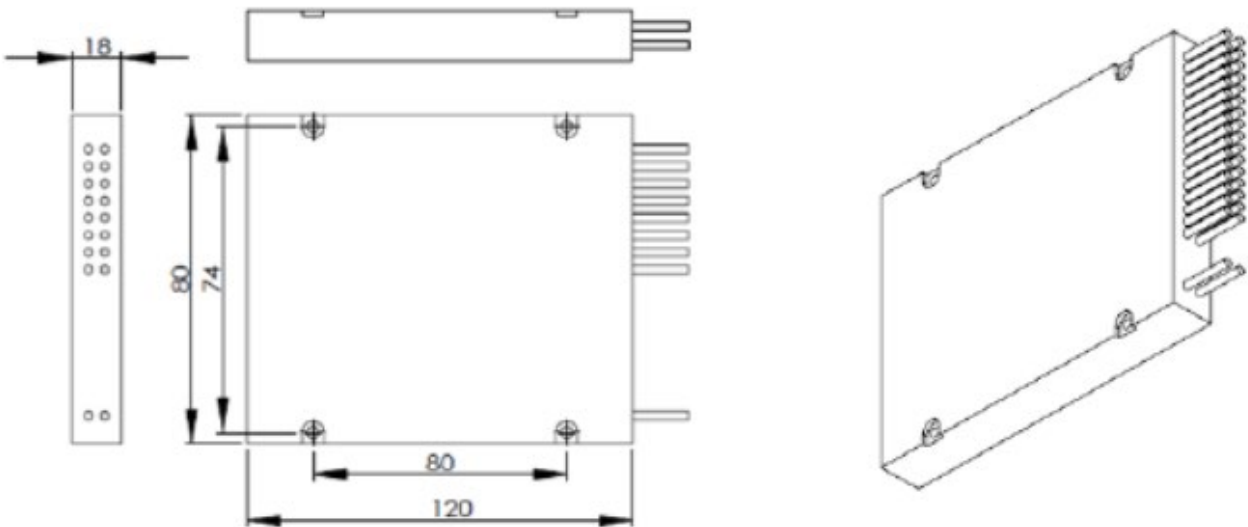



 Dimension (Unit:mm)

100×80×10mm

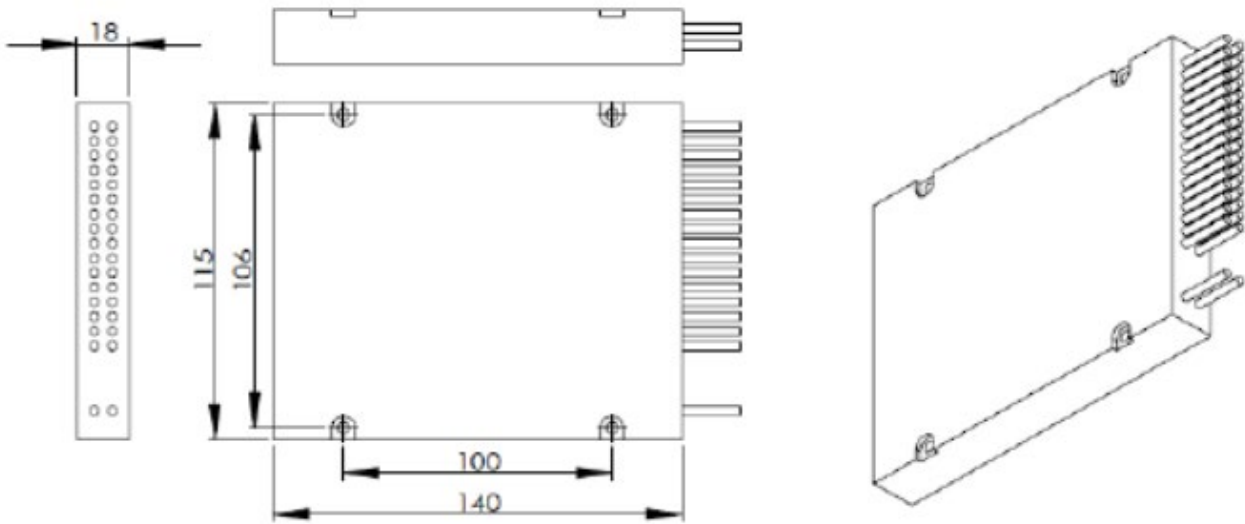


120×80×18mm





140×115×18mm



Ordering Information HC - DWDM - A - B - C - D - E - F - G

A	B	C	D	E	F	G
Channel Spacing	Number of Channels	Configuration	1st Channel	Fiber Type	Fiber Length	In/Out Connector
1=100GHz	04=4 Channel 08=8 Channel 16=16 Channel	M=Mux D=Demux	21=Ch21 34=Ch34 50=Ch50 61=Ch61	1=Bare fiber 2=900um loose tube 3=2mm Cable 4=3mm Cable	1=1m 2=2m S=Specify	0=None 1=FC/APC 2=FC/PC 3=SC/APC 4=SC/PC 5=ST 6=LC S=Specify